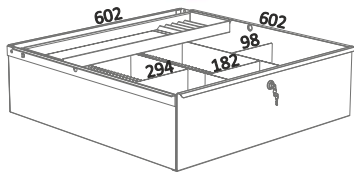
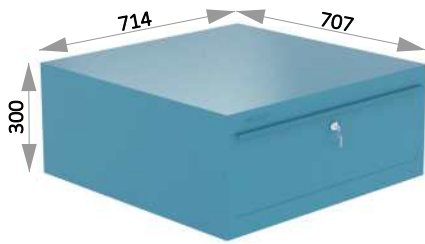


FICHA TÉCNICA / FICHE TECHNIQUE / TECHNICAL SHEET

CAJONES / TIROIRS / DRAWERS

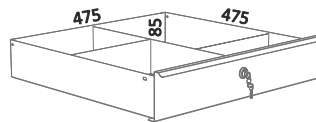


SERIE 129



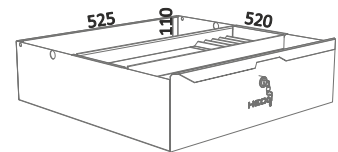

i BANDEJA INTERIOR DESLIZANTE Y EXTRAIBLE, DIVISIONES
PLATEAU INTÉRIEUR COULISSANT ET AMOVIBLE, SÉPARATIONS
SLIDING AND REMOVABLE INTERNAL TRAY, DIVISIONS

SERIE 132



i DIVISIONES
SÉPARATIONS
DIVISIONS

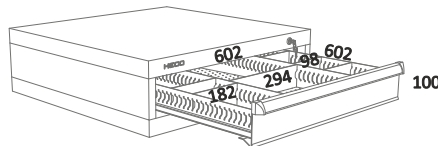

SERIE 133



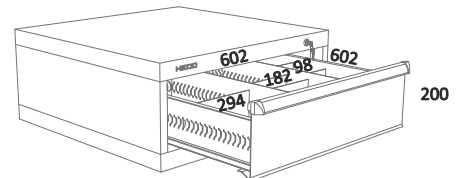
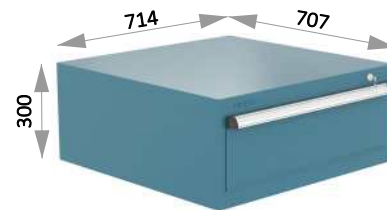
i BANDEJA INTERIOR DESLIZANTE Y EXTRAIBLE
PLATEAU INTÉRIEUR COULISSANT ET AMOVIBLE
SLIDING AND REMOVABLE INTERNAL TRAY

SERIE 113

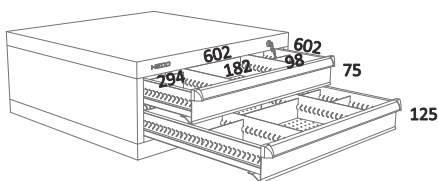
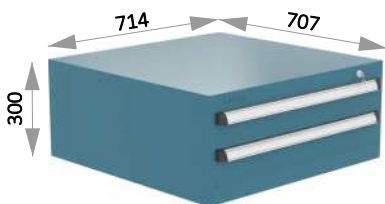
SERIE 113 1 100



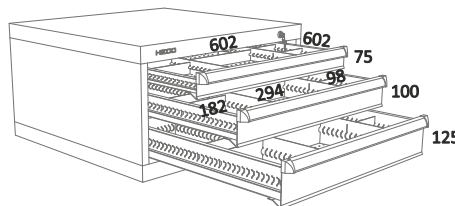
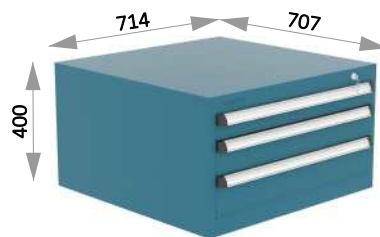
SERIE 113 1 200



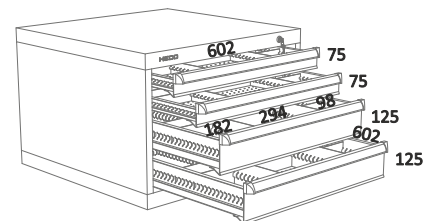
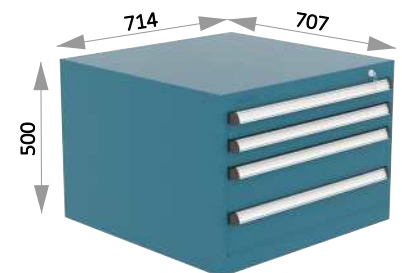
SERIE 113 2



SERIE 113 3



SERIE 113 4



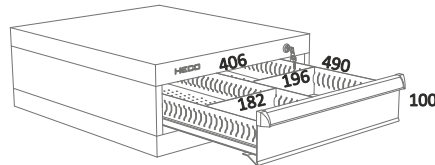
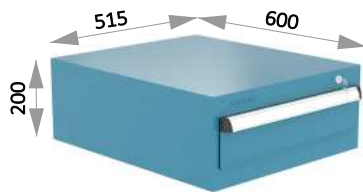
Los cajones incluyen divisiones según la referencia SERIE 115.
Les tiroirs inclus des séparations selon la référence SÉRIE 115.
The drawers include divisions according to the reference SERIE 115.

FICHA TÉCNICA / FICHE TECHNIQUE / TECHNICAL SHEET

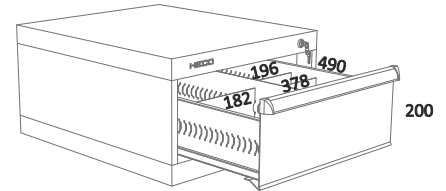
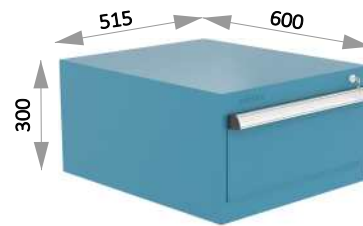
SERIE 153




SERIE 153 1 100



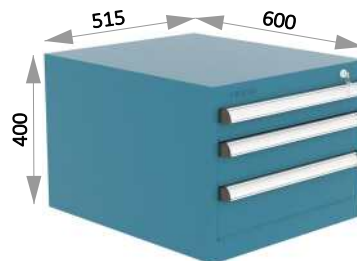
SERIE 153 1 200



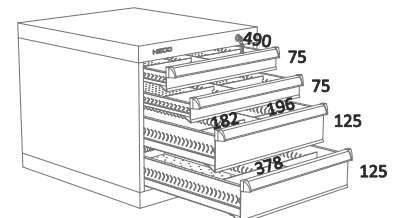
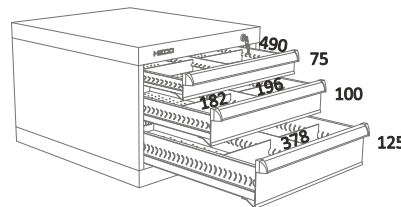
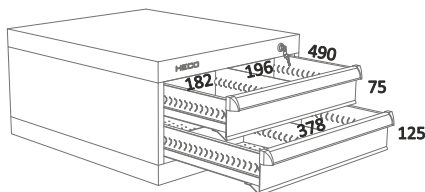
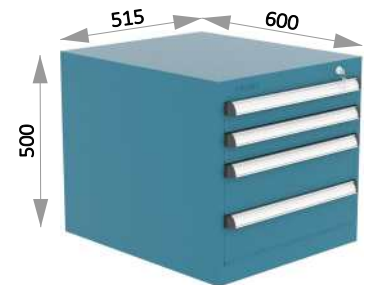
SERIE 153 2



SERIE 153 3



SERIE 153 4



Los cajones incluyen divisiones según la referencia SERIE 135.
Les tiroirs inclus des séparations selon la référence SÉRIE 135.
The drawers include divisions according to the reference SERIE 135.

Características / Caractéristiques / Characteristics

	Kg	L	LxAxH	armazón châssis frame		cajón tiroir drawer		
				e mm	e mm	GS	GI	KG
129	34,9	181	725 x 770 x 325	1	1,5	●		●
132	9	38	530 x 530 x 135	1,2	1		●15Kg	
133	8	64	600 x 590 x 180	2	1	●		●
113 1 100	28	122	730 x 755 x 125	1	1,5	●		●
113 1 200	29	174	730 x 735 x 325	1	1,5	●		●
113 2	37	174	740 x 735 x 325	1	1,5	●		●
113 3	60	231	740 x 735 x 425	1	1,5	●		●
113 4	76	285	740 x 735 x 525	1	1,5	●		●
153 1 100	18	70	530 x 650 x 210	1	1,5	●		●
153 1 200	21	103	530 x 650 x 310	1	1,5	●		●
153 2	24	103	530 x 650 x 310	1	1,5	●		●
153 3	37,5	136	530 x 650 x 410	1	1,5	●		●
153 4	43	228	530 x 650 x 510	1	1,5	●		●



Los cajones incluyen divisiones según la referencia.
Les tiroirs inclus des séparations selon la référence.
The drawers include divisions according to the reference.

Componentes
Composants / Components

Material Matériel Material

Estructura
Châssis
Frame

Chapa pulida
Tôle polie
Polished sheet

Color
Couleur
Colour

Azul martelé
Bleu martelé
Hammered blue



Color opcional
Couleur sur demande
Choice of colours

Acabado Finition / Finishing

Soldado por resistencia, secado a estufa,
previo desengrasado y fosfatado.

Soudée par resistance, séchée au four
après dégraissage et phosphatage.

Welded by resistance, drying oven
prior degreasing and phosphate.