

SERIE 155 - 155 TI

SERIE 156 - 156 TI

SERIE 164



SERIE 160

SERIE 163



ACCESORIOS
ACCESSOIRES
ACCESSORIES

SERIE 156 CC



SERIE 156 CM



Ref. CE P 1




Ref. CE P 2

SERIE 156 P



SERIE 156 CCN




 Cierre electrónico
Verrou électronique
Electronic locking




INFORMACIÓN


INFORMATION
INFORMATION



Portaetiquetas y agujeros de ventilación.
Porte - étiquettes et trous de ventilation.
Label holder and ventilation holes.



Cierre con llave.
Fermeture à clé.
Key Locking.





TI: Con techo inclinado.
TI: Avec toit incliné.
TI: With sloped roof.

ARMARIOS PARA VESTUARIO



ARMOIRES VESTIAIRE
LOCKERS

- [ES]**
 - Gran variedad de medidas y configuraciones.
 - Diseño robusto y resistente.
 - Banco en madera de pino.
 - Varios opciones de cierre de las taquillas.
 - Apertura de puertas de 180 °.
 - Opción con techo inclinado.
 - Color estándar azul martelé posibilidad colores en opción.
 - Cierre electrónico. Sistema RFID opcional.
- [FR]**
 - Grande variété de tailles et configurations.
 - Conception robuste et résistante.
 - Banc en bois de pin.
 - Plusieurs options disponibles pour la fermeture de l'armoire vestiaire.
 - Ouverture des portes à 180 °.
 - Option avec toit Incliné.
 - Couleur standard bleu martelé possibilité teintes en option.
 - Système RFID en option.
- [EN]**
 - Wide range of sizes and configurations.
 - Strong and resistant design.
 - Pinewood bench.
 - Wide range of closure accessories available
 - 180 ° opening doors.
 - Optional sloped roof.
 - Standard colour hammered blue possibility optional colours.
 - Option RFID system.

SERIE 156 BV
Ref. 156 BV 10

 11 Kg
 670 x 550 x 1020 mm




Ref. 156 BV 15

 19 Kg
 670 x 550 x 1620 mm




Asiento en madera de pino.
 Siège en bois de pin.
 Pine wood seat.

Ref. 156 BV 20

 23 Kg
 670 x 550 x 2120 mm




Estructura de tubo 30 x 30 x 1,5 mm.
 Structure de tube 30 x 30 x 1,5 mm.
 Tube structure 30 x 30 x 1,5mm.


SERIE 155-156


Portaetiquetas y agujeros de ventilación.
 Porte - étiquettes et trous de ventilation.
 Label holder and ventilation holes.

Cierre con llave.
 Fermeture à clé.
 Key locking.





TI: Con techo inclinado
 TI: Avec toit incliné.
 TI: With sloped roof.





Estantería remachadas.
 Étagère rivetée.
 Riveted shelf.



Ref. 155

L = 400mm
 41 Kg
 550 x 670 x 1960 mm
 SERIE CE P 1



Ref. 155 TI

L = 400mm
 41 Kg
 550 x 670 x 2130 mm
 SERIE CE P 1


Ref. 156


L = 300mm
 41 Kg
 550 x 670 x 1960 mm
 SERIE CE P 1

Ref. 156 TI

L = 300mm
 41 Kg
 550 x 670 x 2130 mm
 SERIE CE P 1

Clasificación según distribución puertas
 Classification selon la répartition des portes
 Classification according to door distribution

Accesorios
 Accessoires
 Accessories



Opciones
 Options
 Options

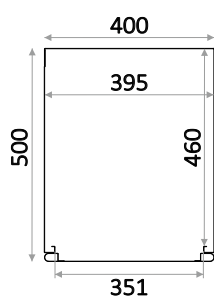
i Indica número de puertas
 Indique le nombre de portes
 Indicates number of doors

e 0,8 mm estructura chasis / frame
e 0,7 mm estantería étagère / shelf
e 0,6 mm puerta porte / door

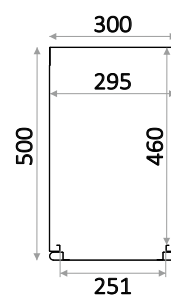
25 Estantería remachada, se montan en fábrica.
 Étagère rivetée, sont montés en usine.
 Riveted shelf are assembled in the factory.



SERIE 155



SERIE 156



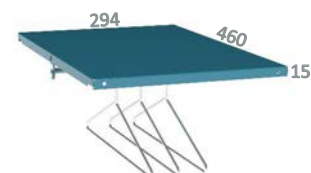
Ref. 156 SC

Separador central
 (solo para taquilla 1 puerta).
 Séparateur centrale
 (seulement pour armoire 1 porte).
 Central divider
 (only for cabinet 1 door).

BANDEJA PERCHERO
 PORTE-MANTEAU ÉTAGÈRE
 COAT HOLDERS TRAY
 155-156 1P / 2 / 2P

Ref. 156 BP

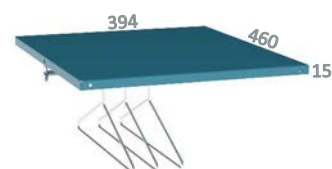
KG 1,15 Kg
e 0,8 mm



i Para sustituir la bandeja superior.
 Pour remplacer le plateau supérieur.
 To replace the top tray.

Ref. 155 BP

KG 1,48 Kg
e 0,8 mm



i Para sustituir la bandeja superior.
 Pour remplacer le plateau supérieur.
 To replace the top tray.

PIES
 PIEDS
 FEET

Ref. 156 P

Juego de 2 unidades
 Jeu de 2 unités
 2 units set



CIERRES
 FERMETURES
 CLOSURES

Ref. 156 CCN



Ref. 156 CM

Ref. 156 CC



Ref. CE P 1

Cierre electrónico
 Verrou électronique
 Electronic locking

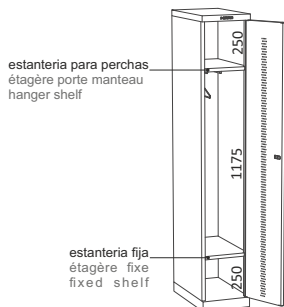
Ref. CE P 1
 Ref. CE P 1 TM
 Ref. CE P 1 TU



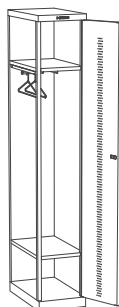
Información adicional
 Information supplémentaire
 Additional information

Información de opciones estándares en catálogo general en web.
 Information sur les options standard dans le catalogue général sur le web.
 Information of standard options in the general catalog on web.


Ref. 155 1-156 1



Ref. **155 11**
 🏠 30 Kg
 Ref. **156 11**
 🏠 28 Kg
 Ref. **155 TI 11**
 🏠 33 Kg
 Ref. **156 TI 11**
 🏠 30 Kg
2u. Ref. 156 P

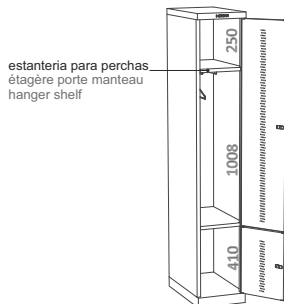


Ref. **155 12**
 🏠 27 Kg
 Ref. **156 12**
 🏠 25 Kg
 Ref. **155 TI 12**
 🏠 30 Kg
 Ref. **156 TI 12**
 🏠 28 Kg
2u. Ref. 156 P

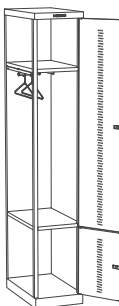


Ref. **155 11 2**
 🏠 57 Kg
 Ref. **156 11 2**
 🏠 53 Kg
 Ref. **155 TI 11 2**
 🏠 63 Kg
 Ref. **156 TI 11 2**
 🏠 59 Kg
2u. Ref. 156 P

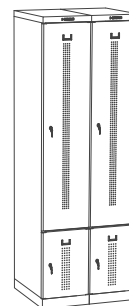
Ref. 155 2P-156 2P



Ref. **155 2P 1**
 🏠 32 Kg
 Ref. **156 2P 1**
 🏠 30,3 Kg
 Ref. **155 TI 2P 1**
 🏠 35 Kg
 Ref. **156 TI 2P 1**
 🏠 33,3 Kg
2u. Ref. 156 P

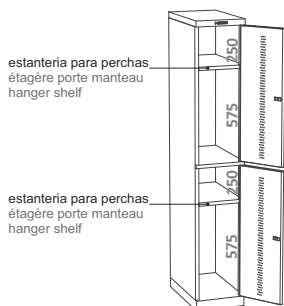


Ref. **155 2P 2**
 🏠 29 Kg
 Ref. **156 2P 2**
 🏠 27,3 Kg
 Ref. **155 TI 2P 2**
 🏠 32 Kg
 Ref. **156 TI 2P 2**
 🏠 30,3 Kg
2u. Ref. 156 P

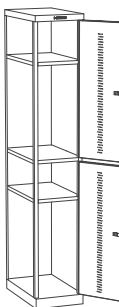


Ref. **155 2P 1 2**
 🏠 61 Kg
 Ref. **156 2P 1 2**
 🏠 57,6 Kg
 Ref. **155 TI 2P 1 2**
 🏠 67 Kg
 Ref. **156 TI 2P 1 2**
 🏠 63,6 Kg
2u. Ref. 156 P

Ref. 155 2-156 2



Ref. **155 21**
 🏠 31 Kg
 Ref. **156 21**
 🏠 29 Kg
 Ref. **155 TI 21**
 🏠 34 Kg
 Ref. **156 TI 21**
 🏠 32 Kg
2u. Ref. 156 P



Ref. **155 22**
 🏠 28 Kg
 Ref. **156 22**
 🏠 26 Kg
 Ref. **155 TI 22**
 🏠 31 Kg
 Ref. **156 TI 22**
 🏠 29 Kg
2u. Ref. 156 P

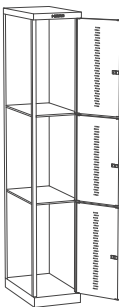


Ref. **155 21 2**
 🏠 59 Kg
 Ref. **156 21 2**
 🏠 55 Kg
 Ref. **155 TI 21 2**
 🏠 65 Kg
 Ref. **156 TI 21 2**
 🏠 61 Kg
2u. Ref. 156 P

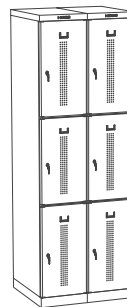
Ref. 155 3-156 3



Ref. **155 31**
 🏠 31 Kg
 Ref. **156 31**
 🏠 30 Kg
 Ref. **155 TI 31**
 🏠 34 Kg
 Ref. **156 TI 31**
 🏠 33 Kg
2u. Ref. 156 P

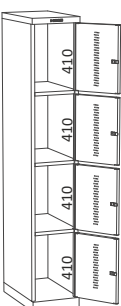


Ref. **155 32**
 🏠 28 Kg
 Ref. **156 32**
 🏠 27 Kg
 Ref. **155 TI 32**
 🏠 31 Kg
 Ref. **156 TI 32**
 🏠 30 Kg
2u. Ref. 156 P

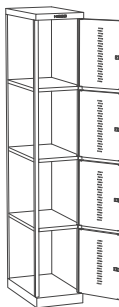


Ref. **155 31 2**
 🏠 59 Kg
 Ref. **156 31 2**
 🏠 57 Kg
 Ref. **155 TI 31 2**
 🏠 65 Kg
 Ref. **156 TI 31 2**
 🏠 63 Kg
2u. Ref. 156 P

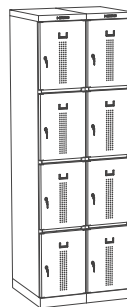
Ref. 155 4-156 4



Ref. **155 41**
 🏠 33 Kg
 Ref. **156 41**
 🏠 30 Kg
 Ref. **155 TI 41**
 🏠 36 Kg
 Ref. **156 TI 41**
 🏠 33 Kg
2u. Ref. 156 P




Ref. **155 42**
 🏠 30 Kg
 Ref. **156 42**
 🏠 27 Kg
 Ref. **155 TI 42**
 🏠 33 Kg
 Ref. **156 TI 42**
 🏠 30 Kg
2u. Ref. 156 P

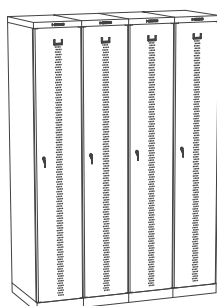


Ref. **155 41 2**
 🏠 63 Kg
 Ref. **156 41 2**
 🏠 57 Kg
 Ref. **155 TI 41 2**
 🏠 68 Kg
 Ref. **156 TI 41 2**
 🏠 57 Kg
2u. Ref. 156 P

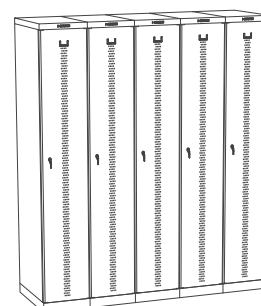
Ref. 155 1-156 1



Ref. **155 11 3**
 91,5 Kg
 Ref. **156 11 3**
 81 Kg
 Ref. **155 TI 11 3**
 100,5 Kg
 Ref. **156 TI 11 3**
 90 Kg
2u. Ref. 156 P

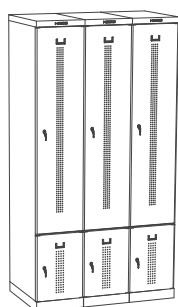


Ref. **155 11 4**
 122 Kg
 Ref. **156 11 4**
 110,5 Kg
 Ref. **155 TI 11 4**
 134 Kg
 Ref. **156 TI 11 4**
 122,5 Kg
3u. Ref. 156 P

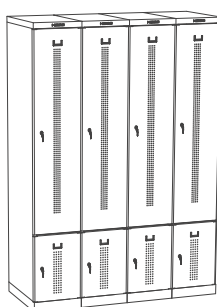


Ref. **155 11 5**
 154 Kg
 Ref. **156 11 5**
 141 Kg
 Ref. **155 TI 11 5**
 169 Kg
 Ref. **156 TI 11 5**
 156 Kg
4u. Ref. 156 P

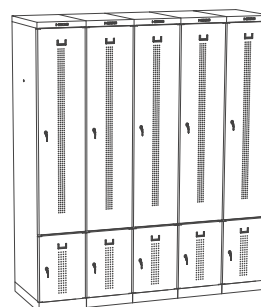
Ref. 155 2P-156 2P



Ref. **155 2P 1 3**
 90,9 Kg
 Ref. **156 2P 1 3**
 84,9 Kg
 Ref. **155 2P 1 3**
 99,9 Kg
 Ref. **156 2P 1 3**
 93,9 Kg
2u. Ref. 156 P




Ref. **155 2P 1 4**
 132,2 Kg
 Ref. **156 2P 1 4**
 111,2 Kg
 Ref. **155 2P 1 4**
 135,7 Kg
 Ref. **156 2P 1 4**
 123,2 Kg
3u. Ref. 156 P




Ref. **155 2P 1 5**
 141,5 Kg
 Ref. **156 2P 1 5**
 138,5 Kg
 Ref. **155 2P 1 5**
 156,5 Kg
 SERIE **156 2P 1 5**
 130 Kg
4u. Ref. 156 P

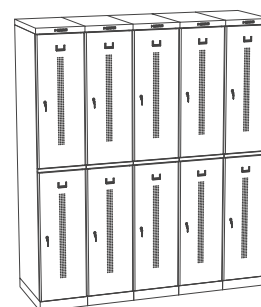
Ref. 155 2-156 2



Ref. **155 21 3**
 94,5 Kg
 Ref. **156 21 3**
 88,5 Kg
 Ref. **155 TI 21 3**
 103,5 Kg
 Ref. **156 TI 21 3**
 97,5 Kg
2u. Ref. 156 P




Ref. **155 21 4**
 126 Kg
 Ref. **156 21 4**
 114,5 Kg
 Ref. **155 TI 21 4**
 138 Kg
 Ref. **156 TI 21 4**
 126,5 Kg
3u. Ref. 156 P




Ref. **155 21 5**
 159 Kg
 Ref. **156 21 5**
 146 Kg
 Ref. **155 TI 21 5**
 174 Kg
 Ref. **156 TI 21 5**
 161 Kg
4u. Ref. 156 P

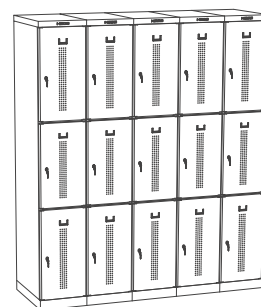
Ref. 155 3-156 3



Ref. **155 31 3**
 94,5 Kg
 Ref. **156 31 3**
 87 Kg
 Ref. **155 TI 31 3**
 103,5 Kg
 Ref. **156 TI 31 3**
 96 Kg
2u. Ref. 156 P

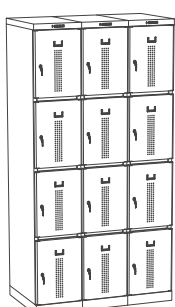


Ref. **155 31 4**
 126 Kg
 Ref. **156 31 4**
 118,5 Kg
 Ref. **155 TI 31 4**
 138 Kg
 Ref. **156 TI 31 4**
 130,5 Kg
3u. Ref. 156 P




Ref. **155 31 5**
 159 Kg
 Ref. **156 31 5**
 151 Kg
 Ref. **155 TI 31 5**
 174 Kg
 Ref. **156 TI 31 5**
 166 Kg
4u. Ref. 156 P

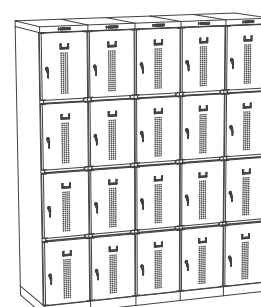
Ref. 155 4-156 4



Ref. **155 41 3**
 101 Kg
 Ref. **156 41 3**
 87 Kg
 Ref. **155 TI 41 3**
 110 Kg
 Ref. **156 TI 41 3**
 96 Kg
2u. Ref. 156 P



Ref. **155 41 4**
 134 Kg
 Ref. **156 41 4**
 118,5 Kg
 Ref. **155 TI 41 4**
 146 Kg
 Ref. **156 TI 41 4**
 130,5 Kg
3u. Ref. 156 P



Ref. **155 41 5**
 169 Kg
 Ref. **156 41 5**
 151 Kg
 Ref. **155 TI 41 5**
 184 Kg
 Ref. **156 TI 41 5**
 166 Kg
4u. Ref. 156 P

SERIE 160 TI

Almacenaje para ropa limpia.
Stockage de linge propre.
Clean laundry storage.

Accesorios opcionales
Accessoires optionnels
Optional accessories

Ref. 160 12 1 TI

Ref. 160 8 TI

STANDARD

Cierre con llave incluido.
Fermeture à clé inclus.
Key locking included.



Ref. 156 P

Juego de 2 unidades
Jeu de 2 unités
2 units set



Ref. 156 CCN



Ref. 156 CM



Ref. 156 CC



Ref. CE P 1



Cierre electrónico
Verrou électronique
Electronic locking

Ref. CE P 1
Ref. CE P 1 TM
Ref. CE P 1 TU



Gama de producto Gamme de produits Product range

Ref. 160 10 1 TI

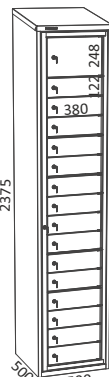
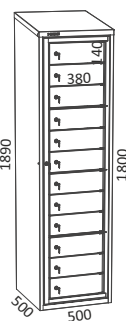
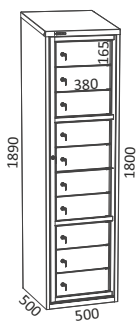
54 Kg

Ref. 160 12 1 TI

54 Kg

Ref. 160 16 1 TI

68 Kg



Ref. 160 6 TI

54 Kg

Ref. 160 8 TI

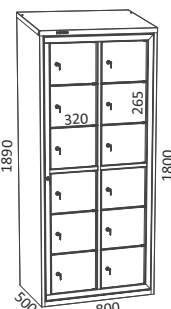
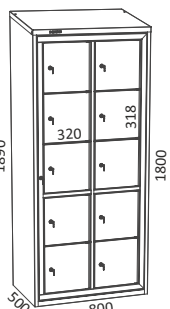
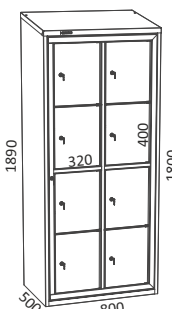
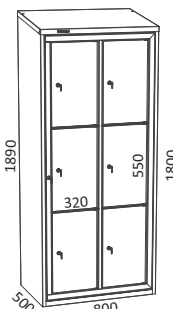
54 Kg

Ref. 160 10 2 TI

54 Kg

Ref. 160 12 2 TI

54 Kg



Apertura Ouverture Opening

PAS 1

Apertura individual de cada uno de los espacios.
Ouverture individuelle de chaque espace.
Individual opening of each of the spaces.



PAS 2


Apertura conjunta de todos los espacios.
Ouverture commune de tous les espaces.
Joined opening of all the spaces.



Puerta principal que permite la apertura de todas las puertas a la vez.
Porte principale qui permet l'ouverture de toutes les portes en même temps.
Main door that allows the opening of all the doors at the same time.

SERIE **160 0 -160 1 TI**

Almacenaje de ropa para lavar.
Stockage des vêtements à laver.
Storage of washing clothes.

**STANDARD**

Cierre con llave (2 llaves).
Fermeture à clé (2 clés).
Key locking (2 keys).



Armario para recepción con techo inclinado.
Armoire de réception avec toit incliné.
Reception cabinet with slopped roof.



Puerta batiente para el depósito de ropa.
Porte battante pour déposer les vêtements.
Swing door for clothing deposit.



Con ganchos para sostener el saco de ropa.
Avec des crochets pour tenir le sac de vêtements.
With hooks to hold the bag of clothes.

Ref. 160 0 TI

28,5 Kg
 550 x 670 x 2130 mm
 280,2 L

**Ref. 160 1 TI**

89 Kg
 815 x 915 x 2420 mm
(EUR EPAL)
 692 L



SERIE 164

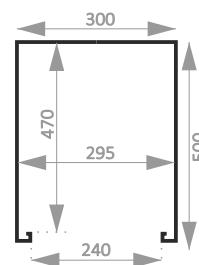
Perchero en taquillas de 1 y 2 puertas.
 Portemanteau dans casiers avec 1 et 2 portes.
 Coat rack in lockers with 1 and 2 doors.

Portaetiquetas y agujeros de ventilación.
 Porte - étiquettes et trous de ventilation.
 Label holder and ventilation holes.



e 0,7 mm
 6 u. x SERIE
 1200 x 800 x 2000 mm
 Color
 Couleur
 Colour  RAL 7035

i Espacio libre.
 L'espace libre.
 Free space.



i  Palet con 6 unidades por ref.
 Palette avec 6 unités par ref.
 Pallet with 6 units per ref.

Cierre con llave.
 Fermeture à clé.
 Key locking.

Opciones
 Options
 Options

Ref. 164 11 Ref. 164 21 Ref. 164 31 Ref. 164 41



i Indica número de puertas
 Indique le nombre de portes
 Indicates number of doors

Ref. 164 11
1 puerta
 porte
 door


Ref. 164 21
2 puertas
 portes
 doors

Ref. 164 31
3 puertas
 portes
 doors

Ref. 164 41
4 puertas
 portes
 doors

Gama de producto
Gamme de produits
Product range

Ref. 164 11

 23,26 Kg



Incluye perchero.
Portemanteau inclus.
Coat rack included.


Ref.E 164 21

 23,88 Kg




Incluye percheros en ambas puertas.
Portemanteau inclus dans les deux portes.
Coat rack included into the two doors.

Ref. 164 31

 24,94 Kg



Ref. 164 41

 26,22 Kg

