

**SERIE 115**


REF. 115 Z

 3,8 Kg




REF. 115 S M

 18,7 Kg





REF. 115 S E

 7 Kg



REF. 115 B

 22 Kg



**SERIE 119**


REF. 119 Z

 6 Kg




REF. 119 S M

 26 Kg





REF. 119 S E

 10 Kg



REF. 119 B

 30 Kg



**SERIE 143**


REF. 143 Z

 7,7 Kg




REF. 143 S M

 33 Kg




REF. 119 S E

 13 Kg



REF. CE P 1



 Cierre electrónico  
Verrou électronique  
Electronic locking

REF. CE P 1 - REF. CE P 1 LL  
REF. CE P 1 TM - REF. CE P 1 TU

SERIE 122

REF. 122 Z

3,2 Kg




REF. 122 S M

18 Kg




REF. 122 SE

5,9 Kg



REF. 115 B

22 Kg



34 ISO 40 HSK 63  
 HSK 50 HSK 80



SERIE 123


REF. 123 Z

5,1 Kg




REF. 123 S M

21,3 Kg




REF. 123 S E

8,5 Kg



REF. 119 B

30 Kg




49 ISO 40 HSK 63  
 HSK 50 HSK 80



SERIE 135


REF. 135 Z

3 Kg




REF. 135 S M

13 Kg




REF. 135 SE

5 Kg



REF. 135 B

17 Kg



24 ISO 40 HSK 63  
 HSK 50 HSK 80

