


SERIE 115

SERIE 115 Z

3,8 Kg




SERIE 115 S M

18,7 Kg



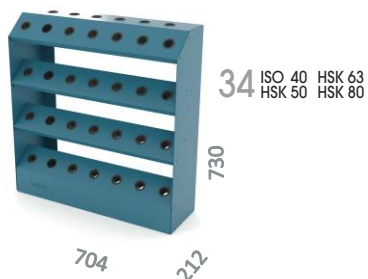
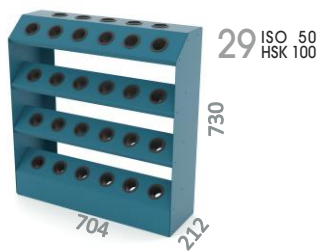
SERIE 115 S E

7 Kg



SERIE 115 B

22 Kg



SERIE 119


SERIE 119 Z

6 Kg




SERIE 119 S M

26 Kg





SERIE 119 SE

10 Kg



SERIE 119 B

30 Kg



SERIE 143


SERIE 143 Z

7,7 Kg



SERIE 143 S M

33 Kg



SERIE 115 S E

13 Kg



SERIE CE P 1




Cierre electrónico
 Verrou électronique
 Electronic locking

SERIE CE P 1 - SERIE CE P 1 LL
 SERIE CE P 1 TM - SERIE CE P 1 TU

SERIE **122**


SERIE 122 Z

3,2 Kg




SERIE 122 S M

18 Kg




SERIE 122 SE

5,9 Kg



SERIE 115 B

22 Kg




34 ISO 40 HSK 63
 HSK 50 HSK 80



SERIE **123**


SERIE 123 Z

5,1 Kg




SERIE 123 S M

21,3 Kg




SERIE 123 S E

8,5 Kg




SERIE 119 B

30 Kg




49 ISO 40 HSK 63
 HSK 50 HSK 80



SERIE **135**

SERIE 135 Z

3 Kg




SERIE 135 S M

13 Kg




SERIE 135 SE

5 Kg



SERIE 135 B

17 Kg



24 ISO 40 HSK 63
 HSK 50 HSK 80

