


SERIE 115


REF. 115 Z

 3,8 Kg




REF. 115 S M

 18,7 Kg




REF. 115 S E

 7 Kg




REF. 115 B ISO 50
REF. 115 B HSK 100

 22 Kg



REF. 115 B ISO 40
REF. 115 B HSK 50
REF. 115 B HSK 63
REF. 115 B HSK 80

 22 Kg



SERIE 119


REF. 119 Z

 6 Kg




REF. 119 S M

 26 Kg




REF. 119 S E

 10 Kg




REF. 119 B ISO 50
REF. 119 B HSK 100

 30 Kg



REF. 119 B ISO 40
REF. 119 B HSK 50
REF. 119 B HSK 63
REF. 119 B HSK 80


 30 Kg



SERIE 143


REF. 143 Z

 7,7 Kg




REF. 143 S M

 33 Kg



REF. 119 S E

 13 Kg



REF. CE P 1



Cierre electrónico
Verrou électronique
Electronic locking

REF. CE P 1 - REF. CE P 1 LL
REF. CE P 1 TM - REF. CE P 1 TU

PARA TODAS LAS SERIES
POUR TOUTES LES SÉRIES
FOR ALL THE SERIES

SERIE 122


REF. 122 Z

 3,2 Kg





REF. 122 S M

 18 Kg




REF. 122 SE

 5,9 Kg




REF. 115 B ISO 50
 REF. 115 B HSK 100

 22 Kg



REF. 115 B ISO 40
 REF. 115 B HSK 50
 REF. 115 B HSK 63
 REF. 115 B HSK 80


 22 Kg




SERIE 123


REF. 123 Z

 5,1 Kg




REF. 123 S M

 21,3 Kg




REF. 123 S E

 8,5 Kg




REF. 119 B ISO 50
 REF. 119 B HSK 100

 30 Kg



REF. 119 B ISO 40
 REF. 119 B HSK 50
 REF. 119 B HSK 63
 REF. 119 B HSK 80


 30 Kg



SERIE 135

REF. 135 Z

 3 Kg




REF. 135 S M

 13 Kg



REF. 135 SE

 5 Kg



REF. 135 B ISO 50
 REF. 135 B HSK 100

 17 Kg



REF. 135 B ISO 40
 REF. 135 B HSK 50
 REF. 135 B HSK 63
 REF. 135 B HSK 80

 17 Kg

